

CARING FOR YOUR NEW HOME RENOVATION & MAINTENANCE TIPS



As a flat owner, you must ensure that the renovations in your flat are carried out according to the renovation guidelines. Wrong and unsafe practices, such as unauthorised hacking of walls, may compromise the structural integrity of the entire block of flats, and endanger the safety of your family members and your neighbours.

Here are some useful tips when renovating your home.

身为屋主，您有责任确保组屋内部的装潢是根据装修条例进行。错误或不安的装修工作，如未经允许拆毁墙壁，可能影响到整座组屋结构的完整性，危及到您和您的家庭成员，以及邻居的安全。

Sebagai pemilik flat, anda bertanggungjawab bagi kerja-kerja ubah elok dan perlu memastikan bahawa kerja-kerja ubah elok di flat anda dijalankan mengikut garis panduan pengubah-suaian. Amalan yang salah dan tidak selamat, seperti kerja-kerja memecah dinding yang tidak diluluskan, boleh menjejaskan integriti struktur keseluruhan flat di blok, dan membahayakan keselamatan ahli keluarga dan jiran-jiran anda.


ஒரு வீட்டின் உரிமையாளராக, உங்கள் வீட்டில் நடைபெறும் புதுப்பித்தல் பணிகள் புதுப்பித்தல் பணிகளுக்கான வழிகாட்டுதல்களுக்கு இணங்க மேற்கொள்ளப்படுவதை நீங்கள் உறுதிசெய்ய வேண்டும். சுவர்களை அனுமதியின்றி திருத்தம் செய்வது போன்ற தவறான மற்றும் பாதுகாப்பற்ற நடவடிக்கைகள், மொத்த அடுக்குமாடி வீடுகளின் கட்டமைப்பு ஒருங்கிணைப்பை பாதித்து, உங்கள் குடும்ப உறுப்பினர்கள் மற்றும் அக்கம்பக்கத்தாரின் பாதுகாப்பிற்கு அச்சுறுத்தலை ஏற்படுத்தலாம்.



Getting the Right Contractor

Only engage contractors who are allowed to renovate HDB flats.

Find the Directory of Renovation Contractors at www.hdb.gov.sg/renocontractors or scan the QR code below:



Contractors listed in the Directory of Renovation Contractors are specially trained and familiar with HDB's conditions and guidelines for all renovations in the flats.

Negotiate with your appointed contractor on the terms of the renovation contract, including the quality of their works.

Before entering into a private contract with the contractor, consider if you are agreeable to the:

- Quotation and pricing
- Scope of works
- Proposed timeline for completion

Renovating Right

Unauthorised renovations could be dangerous! Ensure the necessary approvals are obtained before commencing with renovations e.g. demolition of walls.

The contractor must adhere to HDB's renovation guidelines when carrying out the works.

Find out more about the renovation guidelines and requirements at www.hdb.gov.sg/homerenovation or scan the QR code below:



Renovating Responsibly

Proper Usage of Lifts

Misusing the lifts leads to breakdowns and damage, inconveniencing you and your neighbours, especially the elderly and those who have restricted mobility.

Jamming the lift doors could damage the lifts! Remind the contractors and furniture delivery crew to use the lifts properly, be considerate to other users and keep the lifts clean and free of debris.



Proper Disposal Of Waste Materials

Do not throw renovation waste into the refuse chute. Flushing or washing debris into the gully and toilet bowls choke and damage the sanitary network.

Suppliers and contractors have to dispose packaging materials and debris properly and free of debris.

Keeping to the Permitted Timings for the Works

Contractors can only work within the permitted timings.

If you are a hands-on person, remember to avoid carrying out any Do-It-Yourself (DIY) works involving drilling or hammering from 10.30pm to 7.00am debris.




Regular upkeep saves costs

Keeping the flat in good condition will help to avoid costly repairs in future. It is important to take proper care and carry out regular maintenance of your flat.

Maintaining the Flat

Get your own repair contractor or ask your friends and family members for a reliable handyman service.

You may even carry out the maintenance on your own if you know how!



Tips:
Replace worn parts early.



Tips:
Disconnect any unnecessary appliances, and do not overload sockets.



Tips:
Keep the rooms well-ventilated to prevent wall cracks due to expansion and contraction of the materials from temperature changes.




Tips:
Check the windows regularly to ensure that they are in good condition at all times.



Tips:
Install a sink strainer to prevent discharge of solid materials into the sink.



Find out more home maintenance tips at www.hdb.gov.sg/homecareguide or scan the QR code below:



You may also find out more on the guidelines to renovating your home [here](#).

Learn how you can attend to maintenance and repair matters for your home [here](#).